




# EntelNet

## Wireless Telematics System



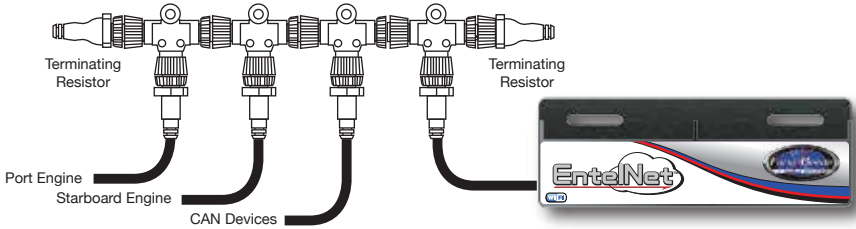
## Getting Started

# Making the Connection

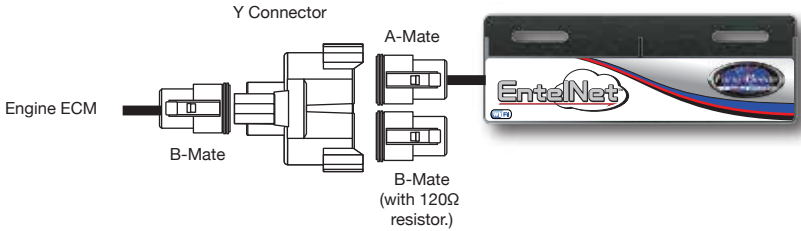
The EntelNet™ Wi-Fi module connects directly into the NMEA 2000 network backbone. All required power and data comes through this one connection.

Although a stand-alone device the EntelNet@ Wi-Fi module can be connected to the network in several ways.

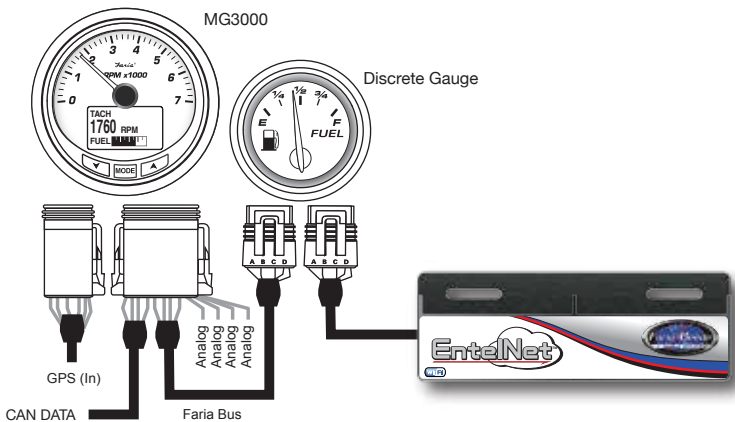
## 1) Direct connection to the NMEA2000 CAN bus using T-connectors



## 2) Direct connection to the J1939 CAN bus using Duetsch-connectors



## 3) Connected to the Faria Bus™ via a 4-pin Packard connector connecting to the last gauge in the Faria Bus™ series. The MG3000™ sends the data which is transmitted using the EntelNet™ Wi-Fi wireless module.



## 4) Flying Lead or customer connector to the CAN bus



## Getting Reported Data

Once the EntelNet Wi-Fi module is installed and power is supplied to the CAN network you should be able to connect with an internet capable device.

### Connecting an internet capable device

Note: These instructions are written for the Android operating system, however the methods are the same for any device.

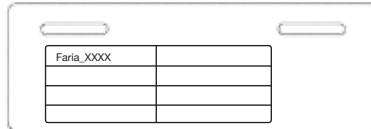
- 1) Turn power on.
- 2) Be sure the EntelNet Wi-Fi module is connected to the CAN network.
- 3) Turn on the Internet capable device (Tablet/Phone).
- 4) Select “Settings” on the tablet and ensure the Wi-Fi is connected to the EntelNet Wi-Fi module network.

Press



Settings

The module will be identified as Faria\_, with four alphanumeric digits. “**Faria\_XXXX**” You can find this information on the back of the module. Use the password: **FARIA\_2014\_AB** to join the network. (Be sure to use all uppercase letters.)



### Important

Be sure that the Wi-Fi device, Faria\_XXXX, says it is “Connected” before going to the next step.

- 5) Exit “Settings” by pressing the “Home” button.



Home

- 6) Open your Internet Browser.



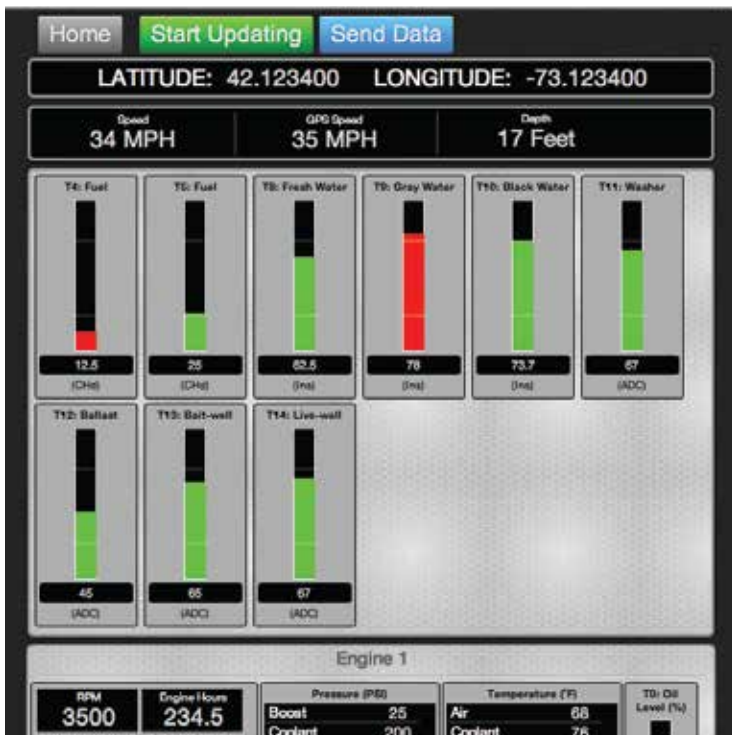
- 7) Open a browser window and type in the address **192.168.1.3** in the address

bar of the browser.

8) At the top of the page find a green button named “Start Updating”.

**Press the “Start Updating” button.**

The information will start to populate the fields letting you know the connection has been made. If you don't see any data check the connection to the CAN network or WiFi settings.



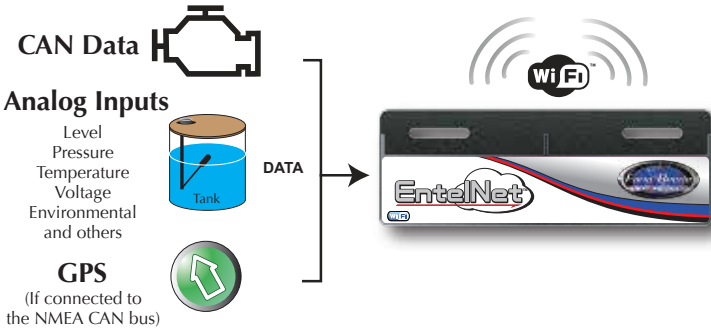
9) Send data. With the information being collected on the web page press the Blue “Send Data” button. You will be asked if you want to send e-mail. If you choose to, you will be taken out of the browser and the e-mail program will be opened. Enter the address of the person you want to send the collected information and send e-mail.

You have now sent your engine data into the cloud.

10) If you want to connect to the module with a different device, you will need to disconnect from the Wi-Fi network. Do this by selecting the Faria\_XXXX network that you are connected to, and pressing the ‘Forget’ button.

The EntelNet™ service is a multi part system which combines the information received from the engine ECU (via CAN Bus [NMEA2000 and SAE J-1939]), Analog (resistance, voltage, etc.) or Serial data (RS-232 for NMEA 0183, typical for GPS) and an over the air communications system, i.e. Wi-Fi, to provide remote monitoring of on-board systems.

## How it works



### Step 1

(Connect to EntelNet via a web browser)



### Step 2

(Send e-mail)



### Step 3

(Response)

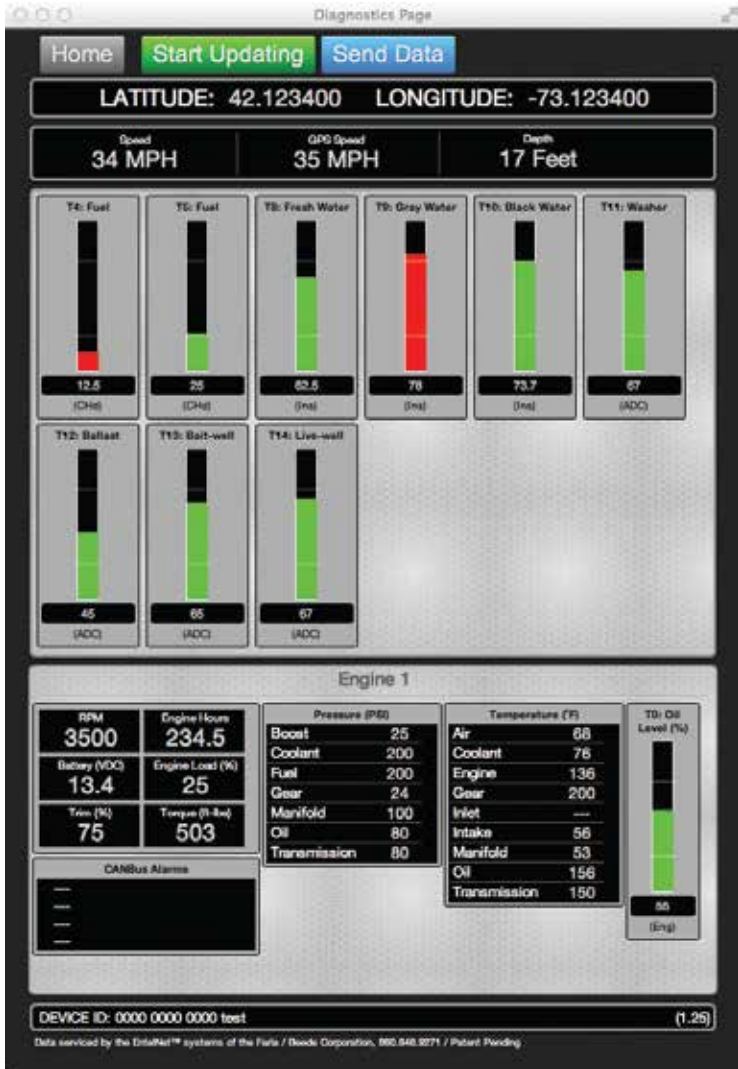


The technician diagnoses the problem and can send help or respond as necessary.

- Requires no additional monthly fees.
- If connected, location data is sent as part of the data transmitted.
- Use as an emergency concierge program

Use the EntelNet™ and your internet capable device to monitor CAN data being sent by the engine ECU and other critical vessel information right in the palm of your hand.

## HTML Report Website



Connected directly to the CAN bus, data is broadcast by the EntelNet™ wireless module via Wi-Fi.

The data, GPS speed, Map position, Instrument data and CAN error code information is displayed on an easy to read web page and can be viewed by any internet capable device i.e. Smart Phone, Tablet or Computer. No wires needed.

# Getting More Out of EntelNet

When in range of a registered Wi-Fi hotspot, the EntelNet™ can send the engine and environmental data directly to our secure 24 hour, 7 day a week web service.



## User Definable - 24 Hour, 7 Days a Week Alert Contacts

The web server lets you decide whom to send your alert notification to and those persons are notified of any faults logged by the EntelNet™



Date	Time	Location	Engine Speed (RPM)	Engine Temp (C)	Oil Pressure (PSI)	Water Temp (C)	Oil Level (%)	Water Level (%)	Engine Hours	Engine Mileage	Engine Status
2010-10-10	10:00:00	1000000	1500	100	100	100	100	100	1000	100000	OK
2010-10-10	10:01:00	1000000	1500	100	100	100	100	100	1000	100000	OK
2010-10-10	10:02:00	1000000	1500	100	100	100	100	100	1000	100000	OK
2010-10-10	10:03:00	1000000	1500	100	100	100	100	100	1000	100000	OK
2010-10-10	10:04:00	1000000	1500	100	100	100	100	100	1000	100000	OK
2010-10-10	10:05:00	1000000	1500	100	100	100	100	100	1000	100000	OK
2010-10-10	10:06:00	1000000	1500	100	100	100	100	100	1000	100000	OK
2010-10-10	10:07:00	1000000	1500	100	100	100	100	100	1000	100000	OK
2010-10-10	10:08:00	1000000	1500	100	100	100	100	100	1000	100000	OK
2010-10-10	10:09:00	1000000	1500	100	100	100	100	100	1000	100000	OK
2010-10-10	10:10:00	1000000	1500	100	100	100	100	100	1000	100000	OK
2010-10-10	10:11:00	1000000	1500	100	100	100	100	100	1000	100000	OK
2010-10-10	10:12:00	1000000	1500	100	100	100	100	100	1000	100000	OK
2010-10-10	10:13:00	1000000	1500	100	100	100	100	100	1000	100000	OK
2010-10-10	10:14:00	1000000	1500	100	100	100	100	100	1000	100000	OK
2010-10-10	10:15:00	1000000	1500	100	100	100	100	100	1000	100000	OK
2010-10-10	10:16:00	1000000	1500	100	100	100	100	100	1000	100000	OK
2010-10-10	10:17:00	1000000	1500	100	100	100	100	100	1000	100000	OK
2010-10-10	10:18:00	1000000	1500	100	100	100	100	100	1000	100000	OK
2010-10-10	10:19:00	1000000	1500	100	100	100	100	100	1000	100000	OK
2010-10-10	10:20:00	1000000	1500	100	100	100	100	100	1000	100000	OK
2010-10-10	10:21:00	1000000	1500	100	100	100	100	100	1000	100000	OK
2010-10-10	10:22:00	1000000	1500	100	100	100	100	100	1000	100000	OK
2010-10-10	10:23:00	1000000	1500	100	100	100	100	100	1000	100000	OK
2010-10-10	10:24:00	1000000	1500	100	100	100	100	100	1000	100000	OK
2010-10-10	10:25:00	1000000	1500	100	100	100	100	100	1000	100000	OK
2010-10-10	10:26:00	1000000	1500	100	100	100	100	100	1000	100000	OK
2010-10-10	10:27:00	1000000	1500	100	100	100	100	100	1000	100000	OK
2010-10-10	10:28:00	1000000	1500	100	100	100	100	100	1000	100000	OK
2010-10-10	10:29:00	1000000	1500	100	100	100	100	100	1000	100000	OK
2010-10-10	10:30:00	1000000	1500	100	100	100	100	100	1000	100000	OK
2010-10-10	10:31:00	1000000	1500	100	100	100	100	100	1000	100000	OK
2010-10-10	10:32:00	1000000	1500	100	100	100	100	100	1000	100000	OK
2010-10-10	10:33:00	1000000	1500	100	100	100	100	100	1000	100000	OK
2010-10-10	10:34:00	1000000	1500	100	100	100	100	100	1000	100000	OK
2010-10-10	10:35:00	1000000	1500	100	100	100	100	100	1000	100000	OK
2010-10-10	10:36:00	1000000	1500	100	100	100	100	100	1000	100000	OK
2010-10-10	10:37:00	1000000	1500	100	100	100	100	100	1000	100000	OK
2010-10-10	10:38:00	1000000	1500	100	100	100	100	100	1000	100000	OK
2010-10-10	10:39:00	1000000	1500	100	100	100	100	100	1000	100000	OK
2010-10-10	10:40:00	1000000	1500	100	100	100	100	100	1000	100000	OK
2010-10-10	10:41:00	1000000	1500	100	100	100	100	100	1000	100000	OK
2010-10-10	10:42:00	1000000	1500	100	100	100	100	100	1000	100000	OK
2010-10-10	10:43:00	1000000	1500	100	100	100	100	100	1000	100000	OK
2010-10-10	10:44:00	1000000	1500	100	100	100	100	100	1000	100000	OK
2010-10-10	10:45:00	1000000	1500	100	100	100	100	100	1000	100000	OK
2010-10-10	10:46:00	1000000	1500	100	100	100	100	100	1000	100000	OK
2010-10-10	10:47:00	1000000	1500	100	100	100	100	100	1000	100000	OK
2010-10-10	10:48:00	1000000	1500	100	100	100	100	100	1000	100000	OK
2010-10-10	10:49:00	1000000	1500	100	100	100	100	100	1000	100000	OK
2010-10-10	10:50:00	1000000	1500	100	100	100	100	100	1000	100000	OK
2010-10-10	10:51:00	1000000	1500	100	100	100	100	100	1000	100000	OK
2010-10-10	10:52:00	1000000	1500	100	100	100	100	100	1000	100000	OK
2010-10-10	10:53:00	1000000	1500	100	100	100	100	100	1000	100000	OK
2010-10-10	10:54:00	1000000	1500	100	100	100	100	100	1000	100000	OK
2010-10-10	10:55:00	1000000	1500	100	100	100	100	100	1000	100000	OK
2010-10-10	10:56:00	1000000	1500	100	100	100	100	100	1000	100000	OK
2010-10-10	10:57:00	1000000	1500	100	100	100	100	100	1000	100000	OK
2010-10-10	10:58:00	1000000	1500	100	100	100	100	100	1000	100000	OK
2010-10-10	10:59:00	1000000	1500	100	100	100	100	100	1000	100000	OK
2010-10-10	11:00:00	1000000	1500	100	100	100	100	100	1000	100000	OK

## Continuous Data Reports, Provides data history

If your vehicle or vessel has been equipped with the EntelNet technicians can use logged history of the vehicle/vessel, providing a clearer picture of the conditions which may contribute to the fault and help provide a faster response.



## Remote Asset Monitoring

