



MACH-7



The “Mach” products are multi-functional / multi-purpose display centers for the commercial, industrial, recreational, military and marine markets. The MACH-7 (available with a 7.0” LCD screen) is based on the Android operating system for maximized flexibility and is easily installed along with other instruments and control switches.

Engine and Generator; monitoring, diagnostics, parameter monitoring, Navigation, Charting and Entertainment are major features designed into the “Mach” series architecture.

The distinguishing features of the product are a highly customized and feature rich graphical user interface, touch screen, Bluetooth and Wireless or Wired remote keypads providing a rich environment to meet future expansion needs, including telematics and the ability for remote monitoring and control of assets.

- Housing - Plastic
- 10 application controlled soft-buttons
- Buzzer - for sound notifications

Environmental Specifications

- IP67 ingress protection
- Voltage:
12 or 24 VDC
- Operating range
9 - 32 VDC

Faria Beede Instruments, Inc.
P. O. Box 983
Uncasville, CT 06382
860.848.9271
Fax: 860.848.2704

88 Village Street
Penacook, NH 03303
603.753.6362
Toll-free: 800.451.8255
Fax: 603.753.6201



Made in the USA

fm-001-0124 rev A 07/2015

DISPLAY

7" WVGA, 800 x 480, 16 bit color depth, 550 cd/m² (Minimum)
TFT direct sunlight readable, touch screen display with anti-reflective coating. LED back-lighted display

PROCESSOR AND MEMORY

32 bits ARM processor, with 1 GB DDR3 RAM (Scalable)
2 GB NAND Flash memory for Data (Scalable)
microSD Memory Flash (built in)

INTERFACES

- CAN	CAN Spec 2.0B Protocols include J1939, NMEA 2000 and SmartCraft
- SERIAL	Faria Bus, RS-485, RS-232
USB	1 x USB 2.0 in Deutsch connector
VIDEO IN	Analog Video in, NTSC or PAL
- AUDIO	Stereo input and Stereo output
BLUETOOTH	Built-in 2.1 (Optional)
- INPUTS	9 (8) Software configurable: Analog: 0-5V (1) Software configurable: Digital Pulsed input
- OUTPUTS	(3) Software configurable: Digital
- GPS	NMEA 0183 in Deutsch connector or built in (Optional)
- WLAN	Built-in 801.11 b/g
- GSM/GPRS	Built in (Optional)

www.FariaBeede.com

Features

Built for the Android operating system.



Available for:



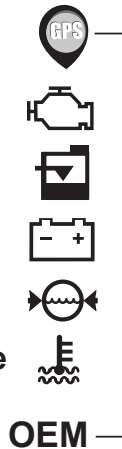
**NMEA2000
SAE J1939**

Level

Voltage

Pressure

Temperature



OEM




**Audible
& Visual
Alarms**



(optional)



**Control your
entertainment**

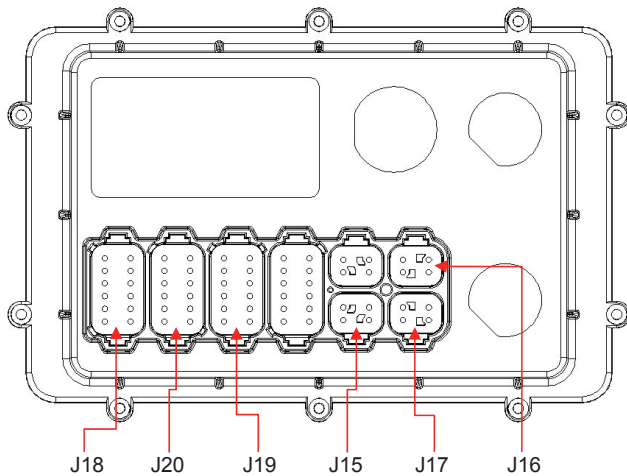


Internet Capable Device



**Connect other
gauges**

Wire Connections



J18 (12 Pin Deutsch) J17 GW Power, GPS, Buzzer	
HN0803 - Key A Gray Connector	
1	VCC_VBAT_MAIN
2	VCC_VBAT_MAIN
3	GND
4	GND
5	IGNITION
6	EXT_ON_OFF
7	N/C
8	N/C
9	GPS_NMEA_0183_A
10	GPS_NMEA_0183_B
11	BUZZER_OUT
12	SYS_BOOT_SW

J17 (4 Pin Deutsch) J13 GW Faria Bus	
HN0799 - Key D Brown Wedge Lock	
1	N/C
2	FARIA_BUS_D+
3	FARIA_BUS_D-
4	N/C

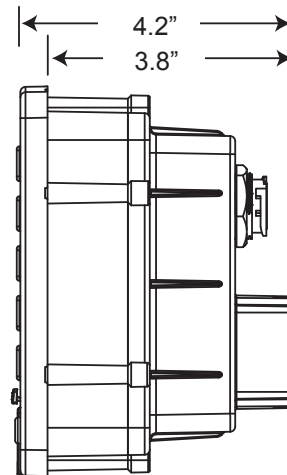
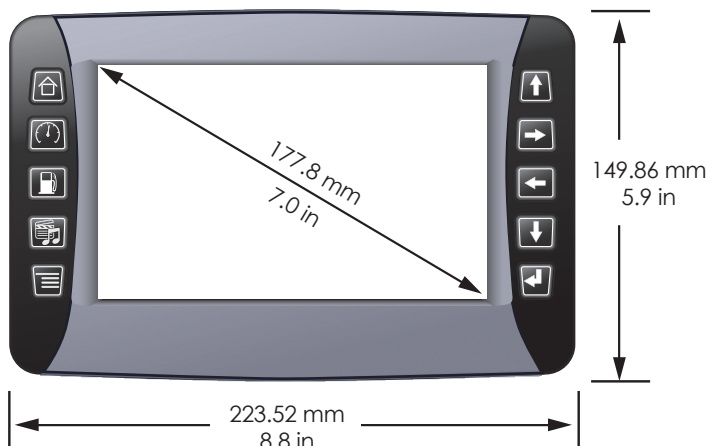
J20 (12 Pin Deutsch) J17 GW Multimedia	
HN0802 - Key C Green Connector	
1	AUDIO_LINEIN_R
2	AUDIO_LINEIN_R_GND
3	COMP2 (VIDEO IN) GND
4	COMP2 (VIDEO IN)
5	COMP1 (VIDEO IN)
6	COMP1 (VIDEO IN) GND
7	LINEOUT_R
8	LINEOUT_R_GND
9	LINEOUT_L
10	LINEOUT_L_GND
11	AUDIO_LINEIN_L
12	AUDIO_LINEIN_L_GND

J15 (4 Pin Deutsch) J14 GW J1939 or NMEA 2000	
HN0800 - Key B Black Wedge Lock	
1	CAN1_NMEA_SUPPLY
2	GND_NMEA2K1
3	CAN1_HIGH
4	CAN1_LOW

J19 (12 Pin Deutsch) J16 GW Analog & Digital I/O	
HN0805 - Key B Black Connector	
1	ANALOG_1IN
2	ANALOG_2IN
3	ANALOG_3IN
4	ANALOG_4IN
5	ANALOG_5IN
6	ANALOG_6IN
7	ANALOG_7IN
8	ANALOG_8IN
9	PULSED INPUT
10	DIGITAL_OUTPUT_1
11	DIGITAL_OUTPUT_2
12	DIGITAL_OUTPUT_3

J16 (4 Pin Deutsch) J11 GW USB	
HN0872 - Key C Green Wedge Lock	
1	VCC_USB
2	USB_DM
3	USB_DP
4	GND

Dimensions



Dimensions are subject to change. The dimensions depicted in the illustration may change without warning. These dimensions should be used for reference only.