

ENGINEERED *Excellence*™



Aftermarket Digital Engine Connection Guide



Designed and
Manufactured
in the USA

www.FariaBeede.com

The Digital Instruments set is an easy to use Analog style instrument, with advanced ECU monitoring capabilities demanded by today's leading engine manufacturers.

The digital instrumentation communicates directly with the NMEA 2000 J-1939, Yamaha® and SmartCraft® protocols used by the engine ECU providing an important link between the operator and the engine ECU. With just a push of a button the operator can tell the status of the health of the engine including diagnostic messages, fault alerts, and parameter information. The Digital Dash kit from Faria is a great value for those boat owners looking to upgrade the instruments on their boat with American Made, OEM drop in replacements.



MG3000 Tachometer

The MG3000 Tachometer features large lighted buttons with tactile feedback, LED back lighted dial, fog-resistant poly carbonate lens and plug and play connectorized cases. The daylight readable LCD is visible even in direct sunlight. A user-friendly, intuitive design makes navigating the menu interface easy to use. Customize the MG3000 with user definable screens and alarms.

The MG3000 Tachometer connects to the CAN bus and communicates directly with the engine ECU. Engine data, fault codes and alarms are displayed on the Tachometer's LCD display*.

The MG3000 Tachometer is so much more than just a digital repeater. There are 3 Analog inputs which can be used for Air Temperature, Trim, Fuel Level and Water Pressure and a NMEA 0183 input for a GPS Antenna for Lat/Long, Heading, COG and clock.

*Note: Some proprietary engine manufacturer alarms may not display or may be displayed incorrectly.



MG3000 Speedometer with Depth

The MG3000 Speedometer connects directly to the MG3000 Tachometer. This plug-and-play connection connects the Speedometer directly to the CAN bus. Like the Tachometer the Speedometer has the look and function of an analog gauge, but the pointer is driven with a digital stepper motor for increased accuracy.

Connected to a Depth Sounder the MG3000 Speedometer can show Depth warnings.



Discrete Instruments

The discrete instruments connect directly to the MG3000 Tachometer. Digital signals are processed by the engine and sent through the Tachometer providing an easy to use display of the information. The stepper motor driven pointer provides accurate feedback of the engine data reported by the engine ECU.



5-inch (4.375" dia. hole)
4-inch (3.375" dia. hole)
2-inch (2.063" dia. hole)

MG1000 Speedometer

The MG1000 Speedometer connects directly to the MG3000 Tachometer. This plug-and-play connection connects the Speedometer directly to the CAN bus. Like the Tachometer the Speedometer has the look and function of an analog gauge, but the pointer is driven with a digital stepper motor for increased accuracy.

Harnesses





Telematics Solutions

You Need To Hear

What Your Engine Has To Say



Built for Android® and connected directly to the NMEA2000* CAN Bus, Real-Time data is sent by the EntelNet™ wireless module (Wi-Fi™).

The data (GPS speed, Map position, Instrument data and CAN error codes) is displayed in an easy to read Android® App and can be viewed by any Android® - Smart Phone or Tablet.

The engine information can then be sent to a repair facility, via e-mail, giving your repair technician a heads up that you're having problems.

NMEA2000 Wi-Fi module

(Not available for sale outside of North America.)

Catalog#	Factory #	Description
KTF068	KTF068	NMEA2000 EntelNet™ module with NMEA2000 connector



When an engine is malfunctioning the ECU transmits the area of the malfunction as a fault code.

The fault code is often used to turn on a lamp or an alert indicator. The EntelNet™ system records these fault codes and sends the data to the technician giving them a heads up of possible problems or a means to diagnose the engine's health remotely.



Get the technicians involved.

- No additional costs
- Send the engine and other critical data anywhere in the world to be diagnosed**
- Helps reduce warranty costs and can help lessen repair time

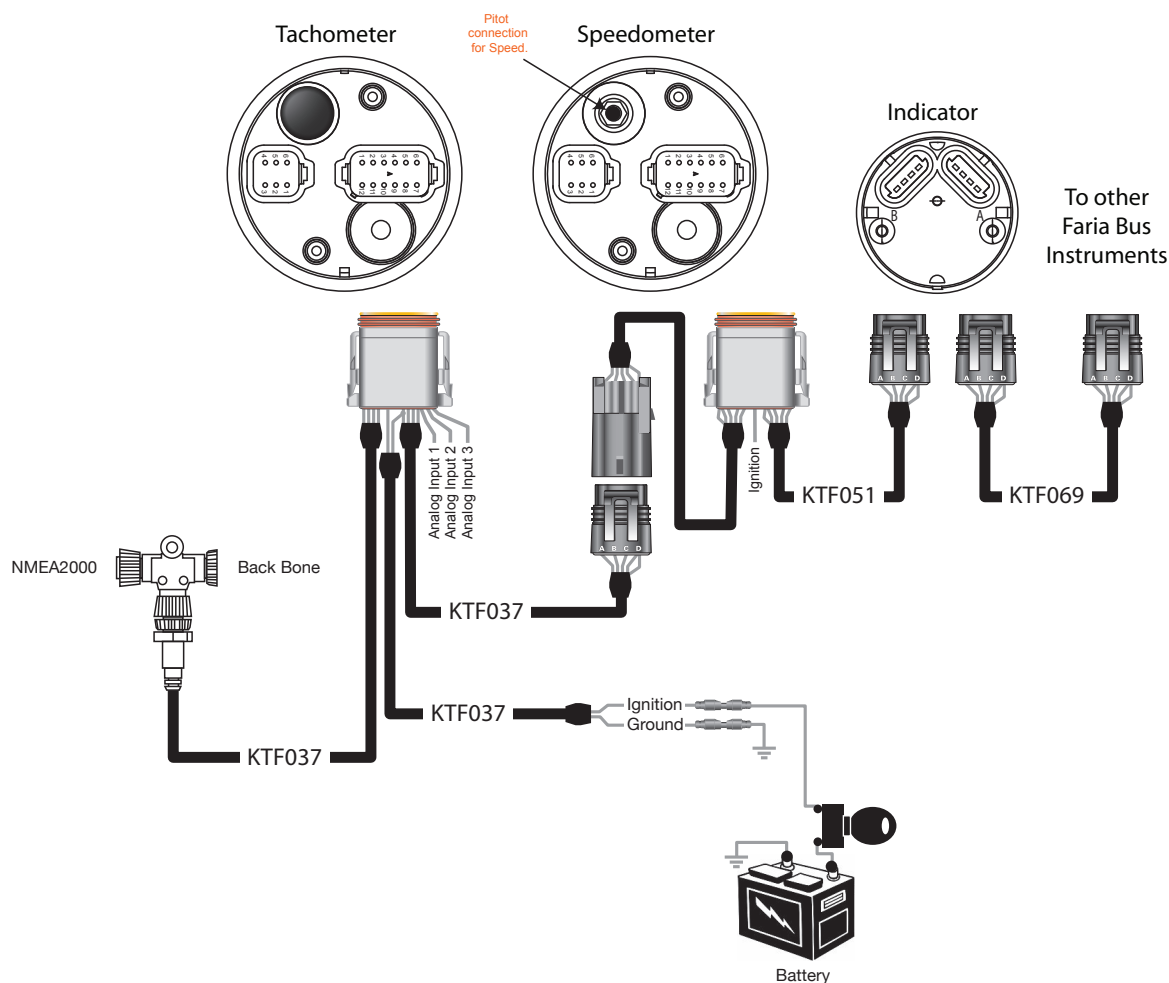
* Built for an NMEA2000 engine

** Requires an Android® device connected to the internet.





Evinrude



Box sets (Harness Included)

- KTF032 2 Gauge Set
(41001, 41003, KTF037, KTF051)
- KTF034 4 Gauge Set
(41001, 41003, 21003, 21002, KTF037, KTF051, KTF069[2])

Tachometer (Harness Not Included)

- 41007 5" MG3000 - 7K RPM
- 41001 4" MG3000 - 7K RPM

Speedometer (Harness Not Included)

- 41006 5" MG3000 - 70 MPH with Depth (No Pitot)
- 41005 4" MG3000 - 70 MPH/115 KPH with Depth & Pitot
- 41003 4" MG1000 - 60 MPH/115 KPH (No Pitot)

Indicators (Harness Not Included)

- 21001 2" Fuel Level
- 21002 2" Trim Gauge
- 21003 2" Water Pressure (60 PSI)
- 21004 2" Voltmeter
- 21005 2" Water Temperature (100-250°F)
- 21006 2" Oil Pressure (100 PSI)
- 21007 2" Tank Level (Water)
- 21008 2" Rudder Angle Indicator

Other

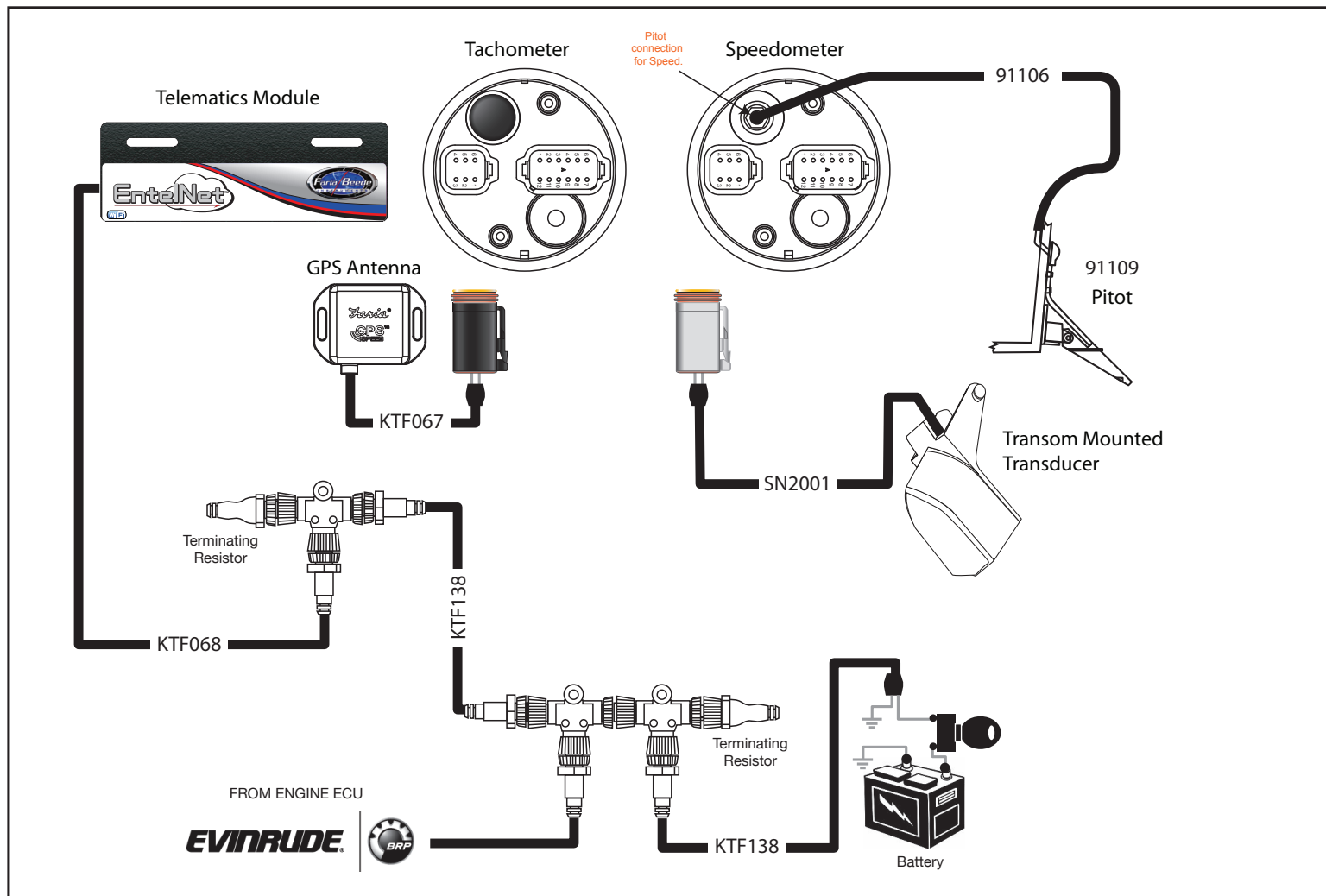
- KTF037 Harness - Tach [1]
- KTF051 Harness - Speedo [1]
- KTF069 Harness - Discrete Gauge Connector [1]

EVINRUDE





Evinrude - Options



Options

Telematics (Not Available Outside of North America)

KTF068 EntelNet™ module

GPS

KTF067 GPS NMEA0183 Antenna

Depth Sounder

SN2011 Transom Mount Transducer

Pitot Speed

91109 Pitot Tube Kit

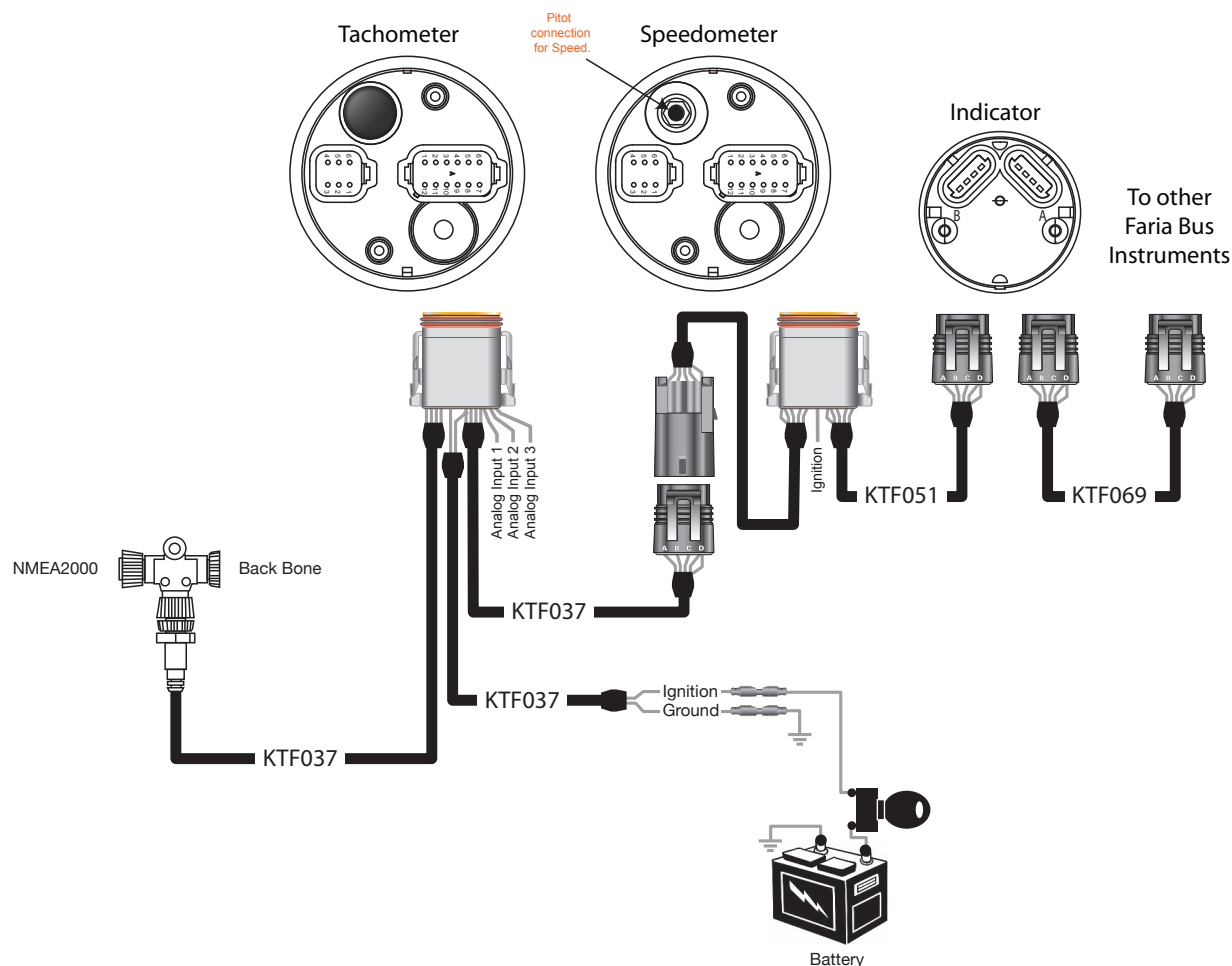
91106 Pitot Tube (20 Foot Tubing)

Harnesses

KTF138 Harness - Mini Back Bone [2]

EVINRUDE





Box sets (Harness Included)

- KTF032 2 Gauge Set
(41001, 41003, KTF037, KTF051)
- KTF034 4 Gauge Set
(41001, 41003, 21003, 21002, KTF037, KTF051, KTF069[2])

Tachometer (Harness Not Included)

- 41007 5" MG3000 - 7K RPM
- 41001 4" MG3000 - 7K RPM

Speedometer (Harness Not Included)

- 41006 5" MG3000 - 70 MPH with Depth (No Pitot)
- 41005 4" MG3000 - 70 MPH/115 KPH with Depth & Pitot
- 41003 4" MG1000 - 70 MPH/115 KPH (No Pitot)

Indicators (Harness Not Included)

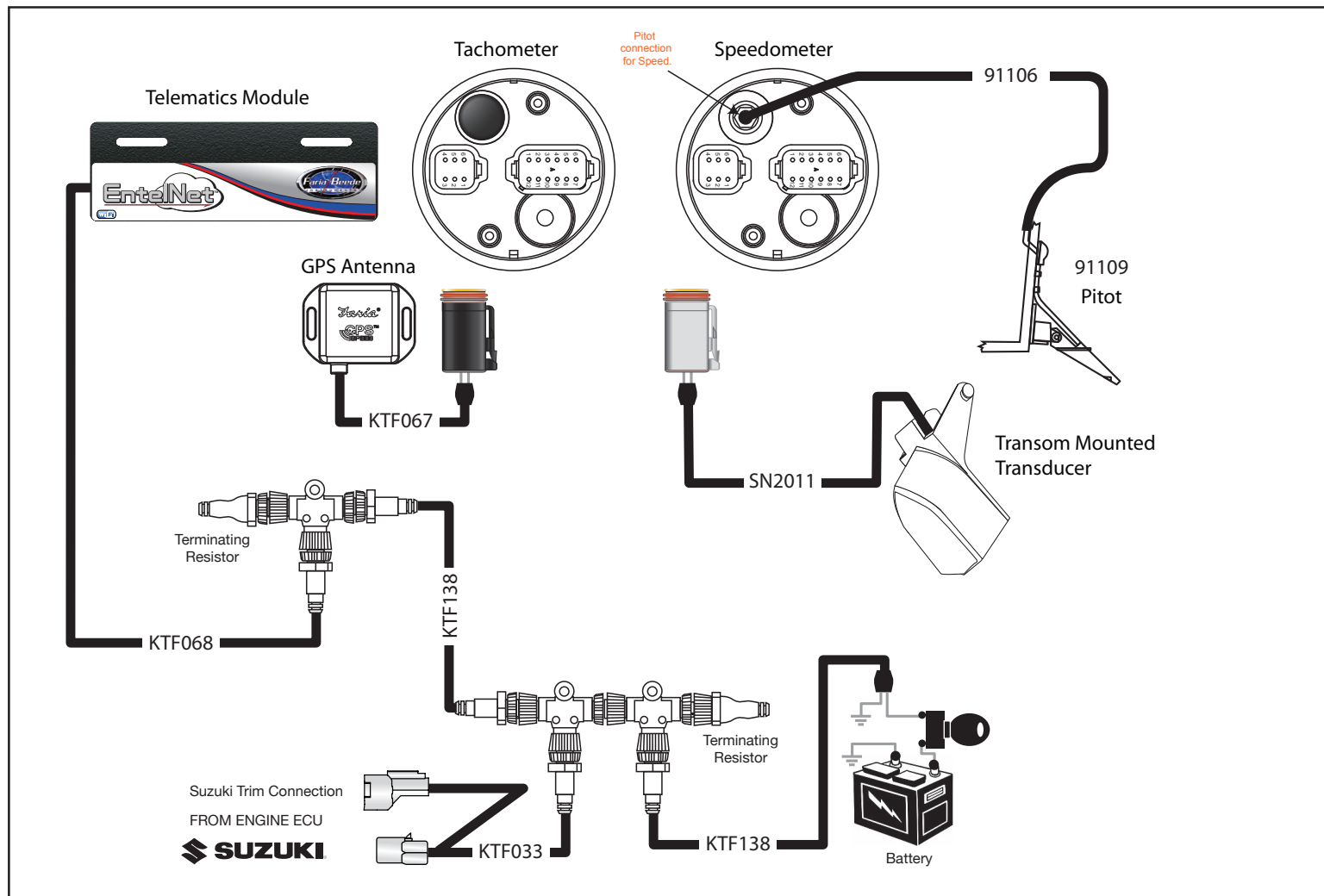
- 21001 2" Fuel Level
- 21002 2" Trim Gauge
- 21003 2" Water Pressure (60 PSI)
- 21004 2" Voltmeter
- 21005 2" Water Temperature (100-250°F)
- 21006 2" Oil Pressure (100 PSI)
- 21007 2" Tank Level (Water)
- 21008 2" Rudder Angle Indicator

Other

- KTF037 Harness - Tach [1]
- KTF051 Harness - Speedo [1]
- KTF069 Harness - Discrete Gauge Connector [1]



Suzuki - Options



Options

Telematics (Not Available Outside of North America)

KTF068 EntelNet™ module

GPS

KTF067 GPS NMEA0183 Antenna

Depth Sounder

SN2011 Transom Mount Transducer

Pitot Speed

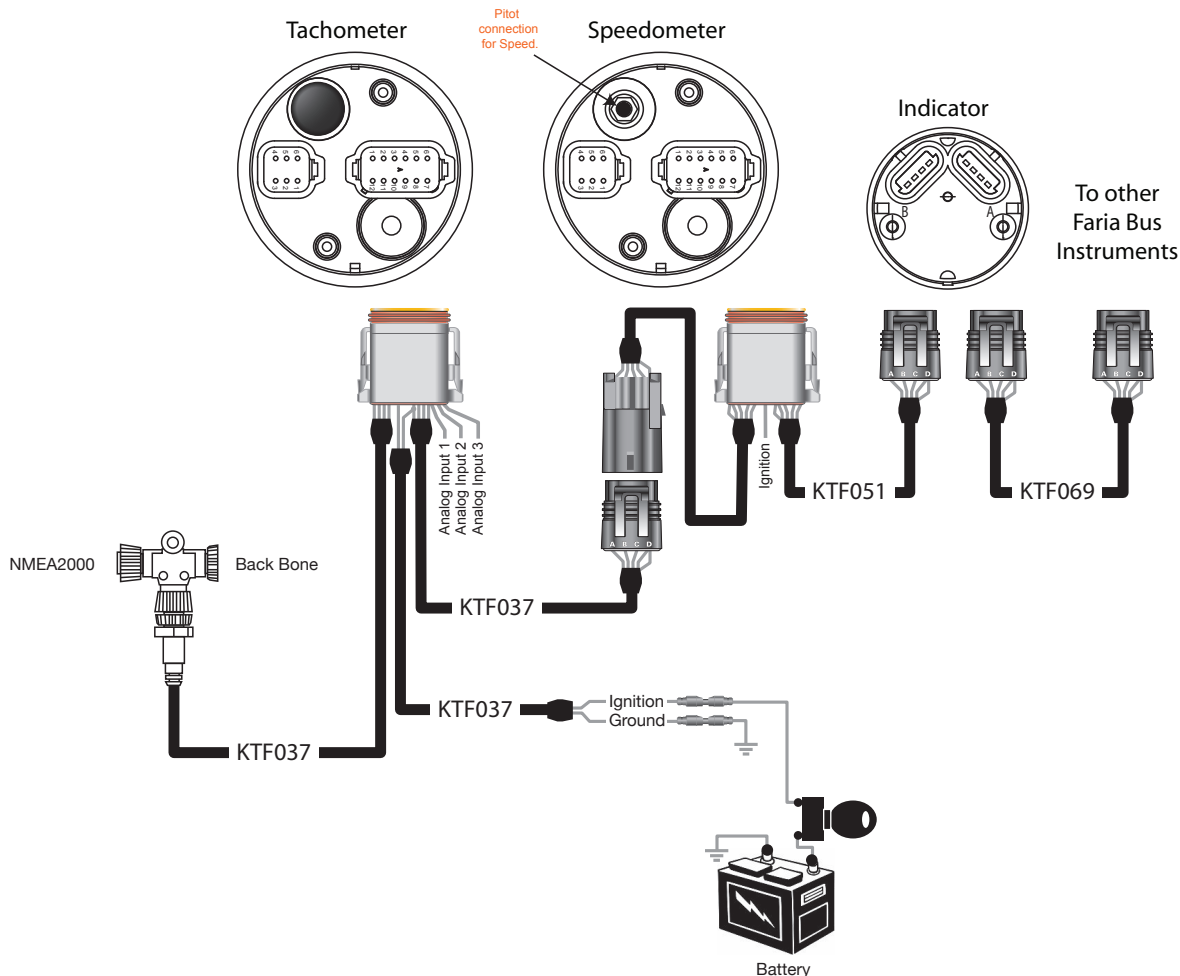
91109 Pitot Tube Kit

91106 Pitot Tube (20 Foot Tubing)

Harnesses

KTF138 Harness - Mini Back Bone [2]

KFT033 Harness - Engine to Back Bone [1]



Box sets (Harness Included)

- KTF032 2 Gauge Set
(41001, 41003, KTF037, KTF051)
- KTF034 4 Gauge Set
(41001, 41003, 21003, 21002, KTF037, KTF051, KTF069[2])

Tachometer (Harness Not Included)

- 41007 5" MG3000 - 7K RPM
- 41001 4" MG3000 - 7K RPM

Speedometer (Harness Not Included)

- 41006 5" MG3000 - 70 MPH with Depth (No Pitot)
- 41005 4" MG3000 - 70 MPH/115 KPH with Depth & Pitot
- 41003 4" MG1000 - 60 MPH/115 KPH (No Pitot)

Indicators (Harness Not Included)

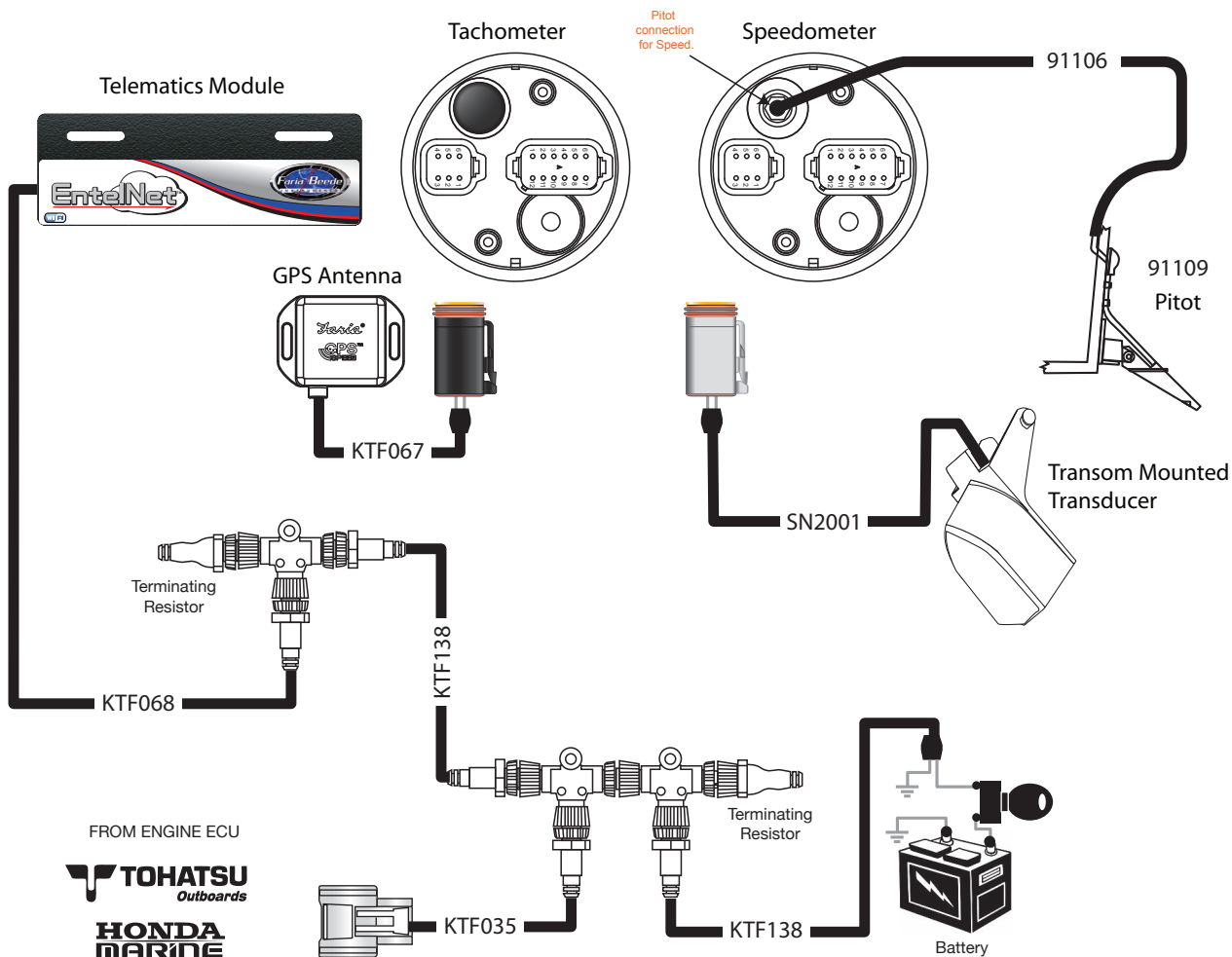
- 21001 2" Fuel Level
- 21002 2" Trim Gauge
- 21003 2" Water Pressure (60 PSI)
- 21004 2" Voltmeter
- 21005 2" Water Temperature (100-250°F)
- 21006 2" Oil Pressure (100 PSI)
- 21007 2" Tank Level (Water)
- 21008 2" Rudder Angle Indicator

Other

- KTF037 Harness - Tach [1]
- KTF051 Harness - Speedo [1]
- KTF069 Harness - Discrete Gauge Connector [1]



Honda Marine / Tohatsu - Options



Options

Telematics (Not Available Outside of North America)

KTF068 EntelNet™ module

GPS

KTF067 GPS NMEA0183 Antenna

Depth Sounder

SN2011 Transom Mount Transducer

Pitot Speed

91109 Pitot Tube Kit

91106 Pitot Tube (20 Foot Tubing)

Harnesses

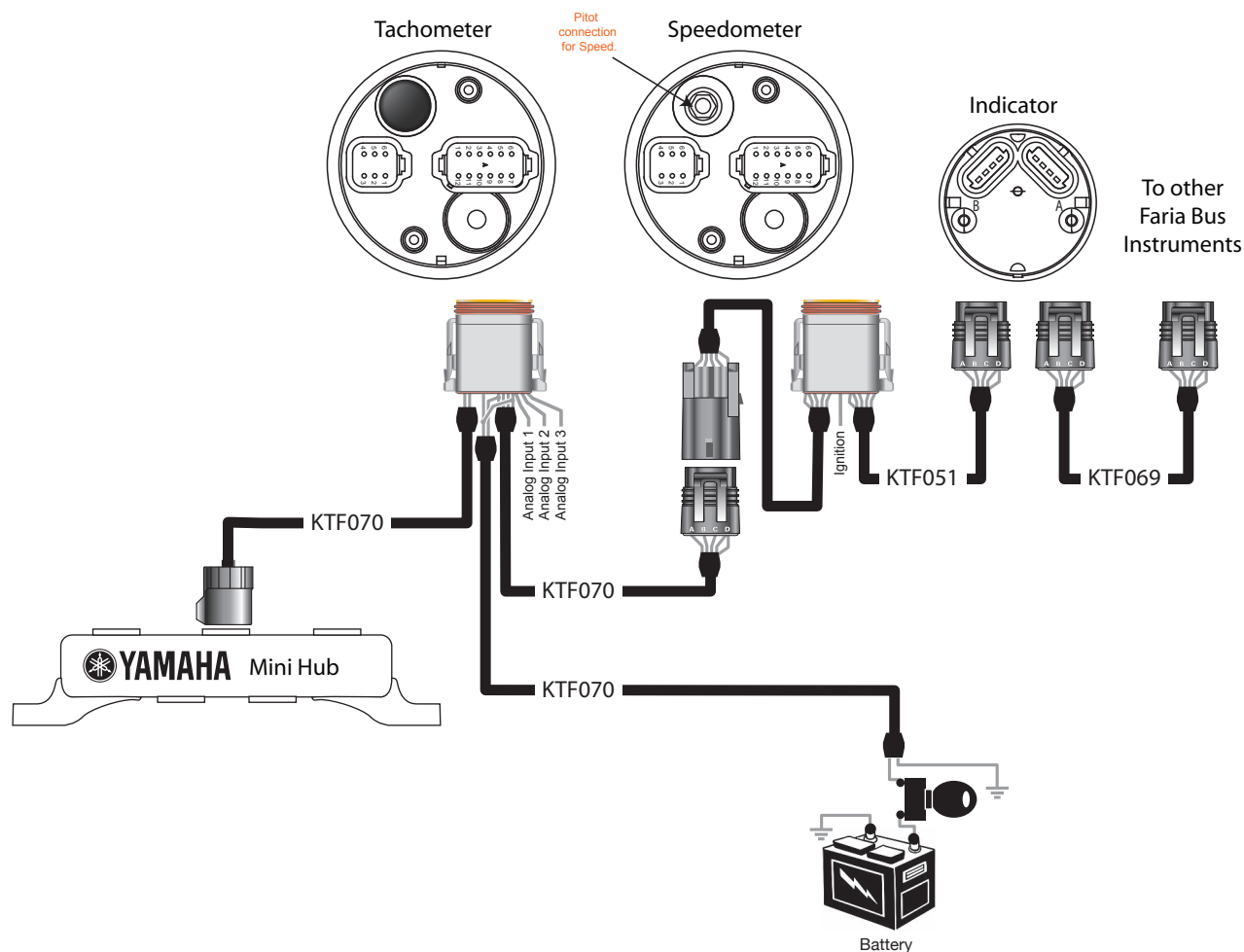
KTF138 Harness - Mini Back Bone [2]

KFT035 Harness - Engine to Back Bone [1]





Yamaha



Box sets (Harness Included)

- KTF060 2 Gauge Set
(41021, 41029, KTF070, KTF051)
- KTF059 4 Gauge Set
(41021, 41029, 21003, 21002, KTF070, KTF051, KTF069[2])

Tachometer (Harness Not Included)

- 41021 4" MG3000 - 7K RPM

Speedometer (Harness Not Included)

- 41029 4" MG3000 - 70 MPH/115 KPH - Yamaha (No Pitot)
- 41006 5" MG3000 - 70 MPH with Depth (No Pitot)
- 41005 4" MG3000 - 70 MPH/115 KPH with Depth & Pitot
- 41003 4" MG1000 - 60 MPH/115 KPH (No Pitot)

Indicators (Harness Not Included)

- 21001 2" Fuel Level
- 21002 2" Trim Gauge
- 21003 2" Water Pressure (60 PSI)
- 21004 2" Voltmeter
- 21005 2" Water Temperature (100-250°F)
- 21006 2" Oil Pressure (100 PSI)
- 21007 2" Tank Level (Water)
- 21008 2" Rudder Angle Indicator

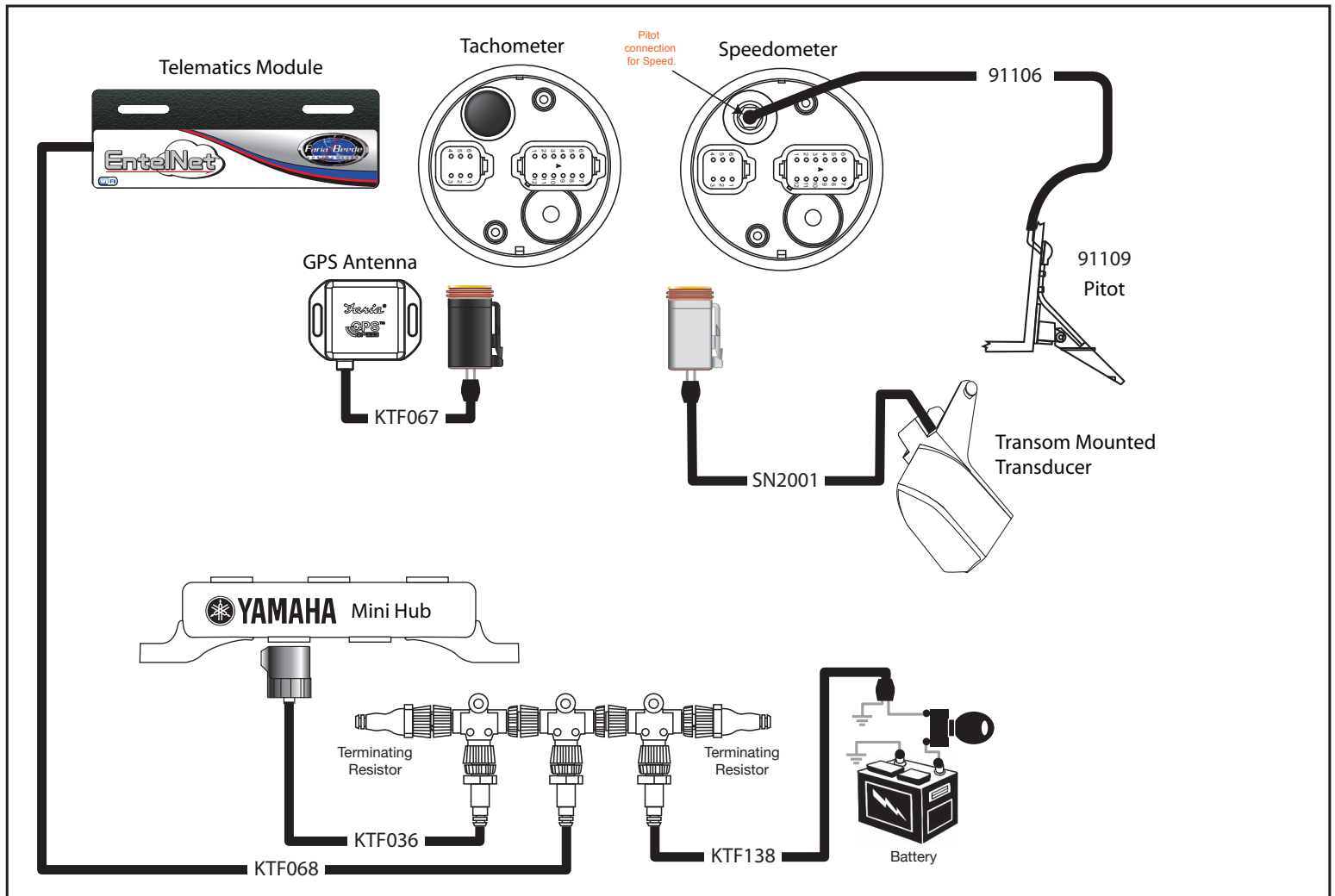
Other

- KTF070 Harness - Tach [1]
- KTF051 Harness - Speedo [1]
- KTF069 Harness - Discrete Gauge Connector [1]





Yamaha - Options



Options

Telematics (Not Available Outside of North America)

KTF068 EntelNet™ module

GPS

KTF067 GPS NMEA0183 Antenna

Depth Sounder

SN2011 Transom Mount Transducer

Pitot Speed

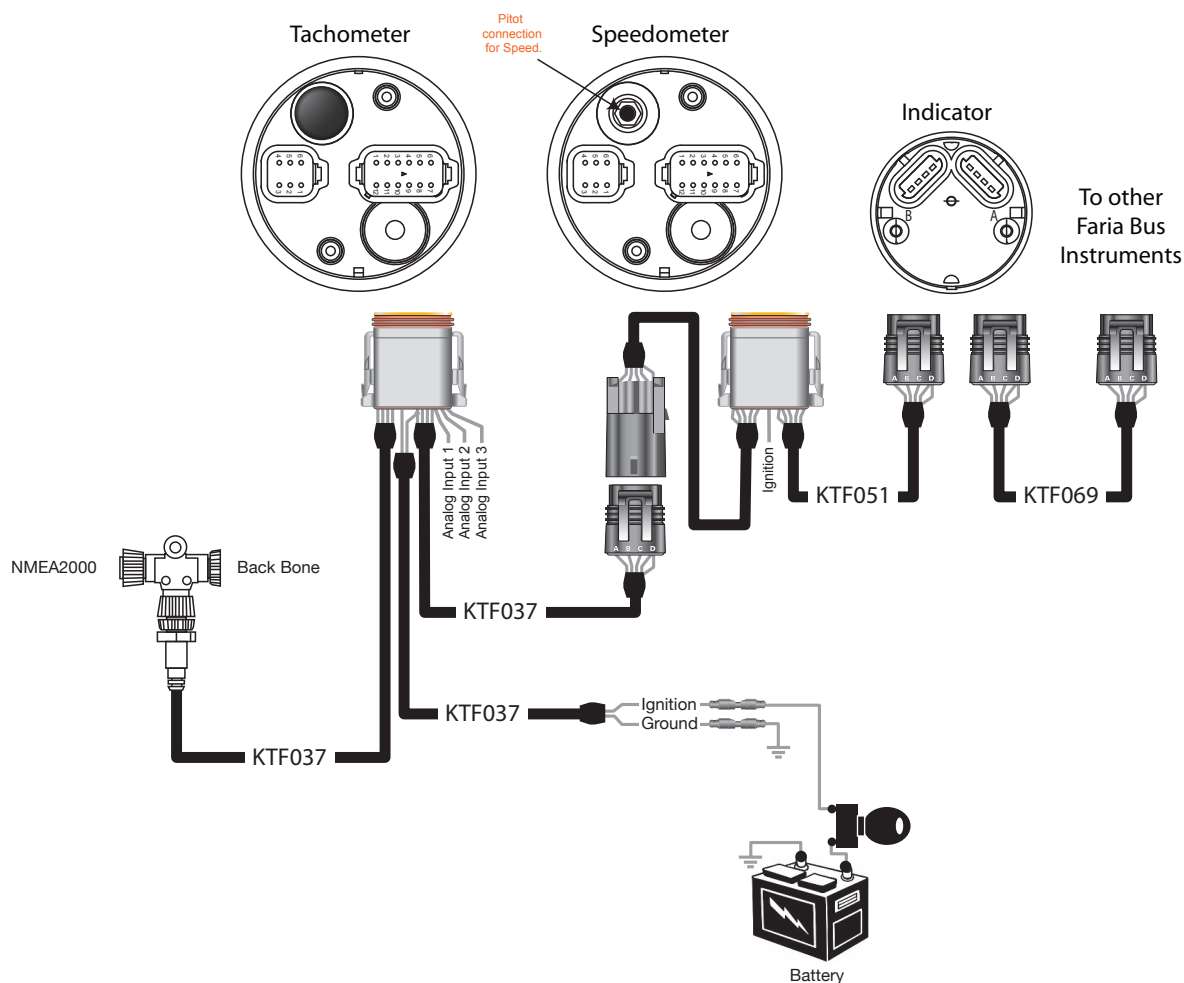
91109 Pitot Tube Kit

91106 Pitot Tube (20 Foot Tubing)

Harnesses

KTF138 Harness - Mini Back Bone [2]

KTF036 Harness - Engine to Back Bone [1]



Tachometer (Harness Not Included)

41020 5" MG3000 - 5K RPM

Speedometer (Harness Not Included)

41006 5" MG3000 - 70 MPH with Depth (No Pitot)
41005 4" MG3000 - 70 MPH/115 KPH with Depth & Pitot
41003 4" MG1000 - 60 MPH/115 KPH (No Pitot)

Indicators (Harness Not Included)

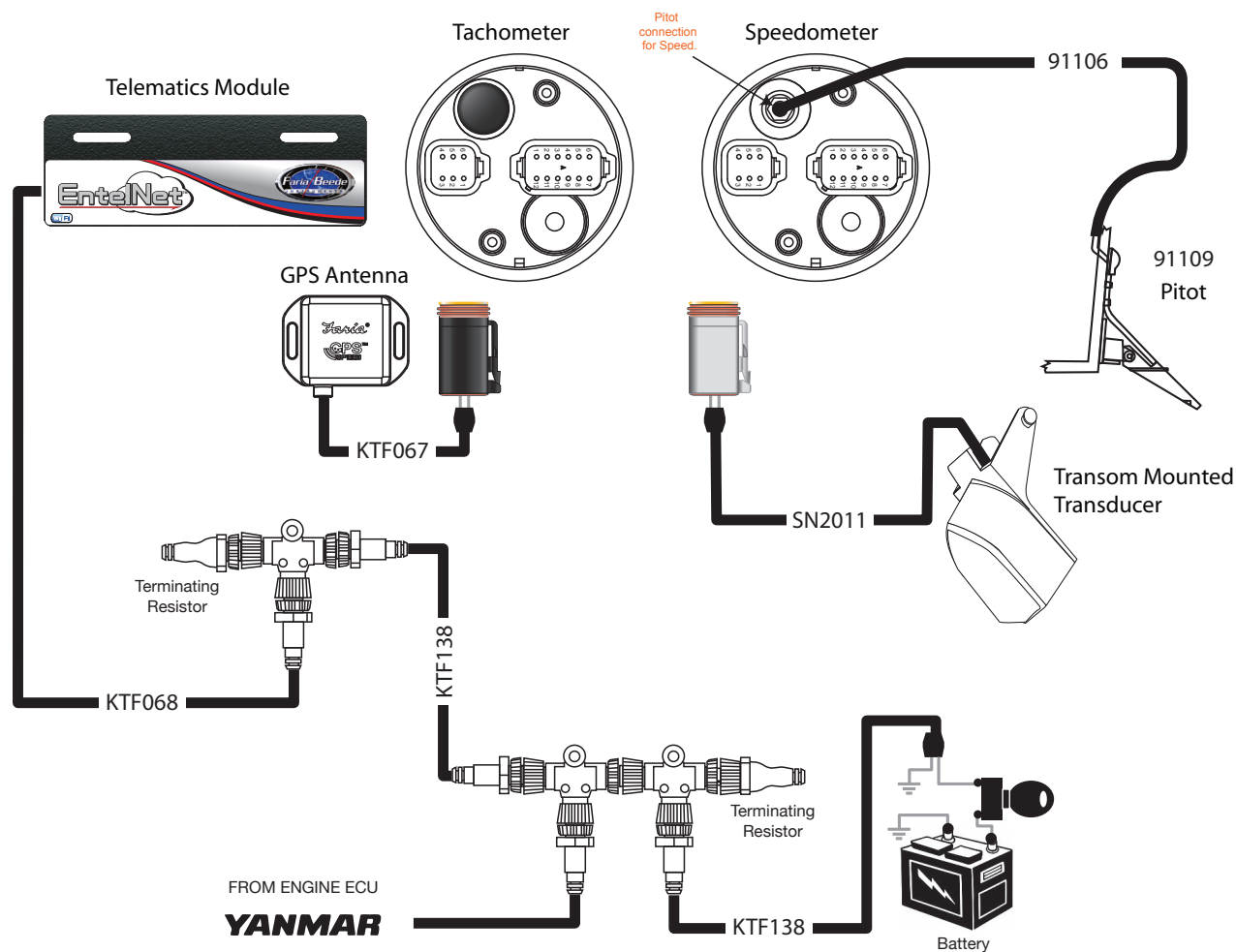
21001 2" Fuel Level
21002 2" Trim Gauge
21003 2" Water Pressure (60 PSI)
21004 2" Voltmeter
21005 2" Water Temperature (100-250°F)
21006 2" Oil Pressure (100 PSI)
21007 2" Tank Level (Water)
21008 2" Rudder Angle Indicator

Other

KTF037 Harness - Tach [1]
KTF051 Harness - Speedo [1]
KTF069 Harness - Discrete Gauge Connector [1]



Yanmar - Diesel - Options



Options

Telematics (Not Available Outside of North America)

KTF068 EntelNet™ module

GPS

KTF067 GPS NMEA0183 Antenna

Depth Sounder

SN2011 Transom Mount Transducer

Pitot Speed

91109 Pitot Tube Kit

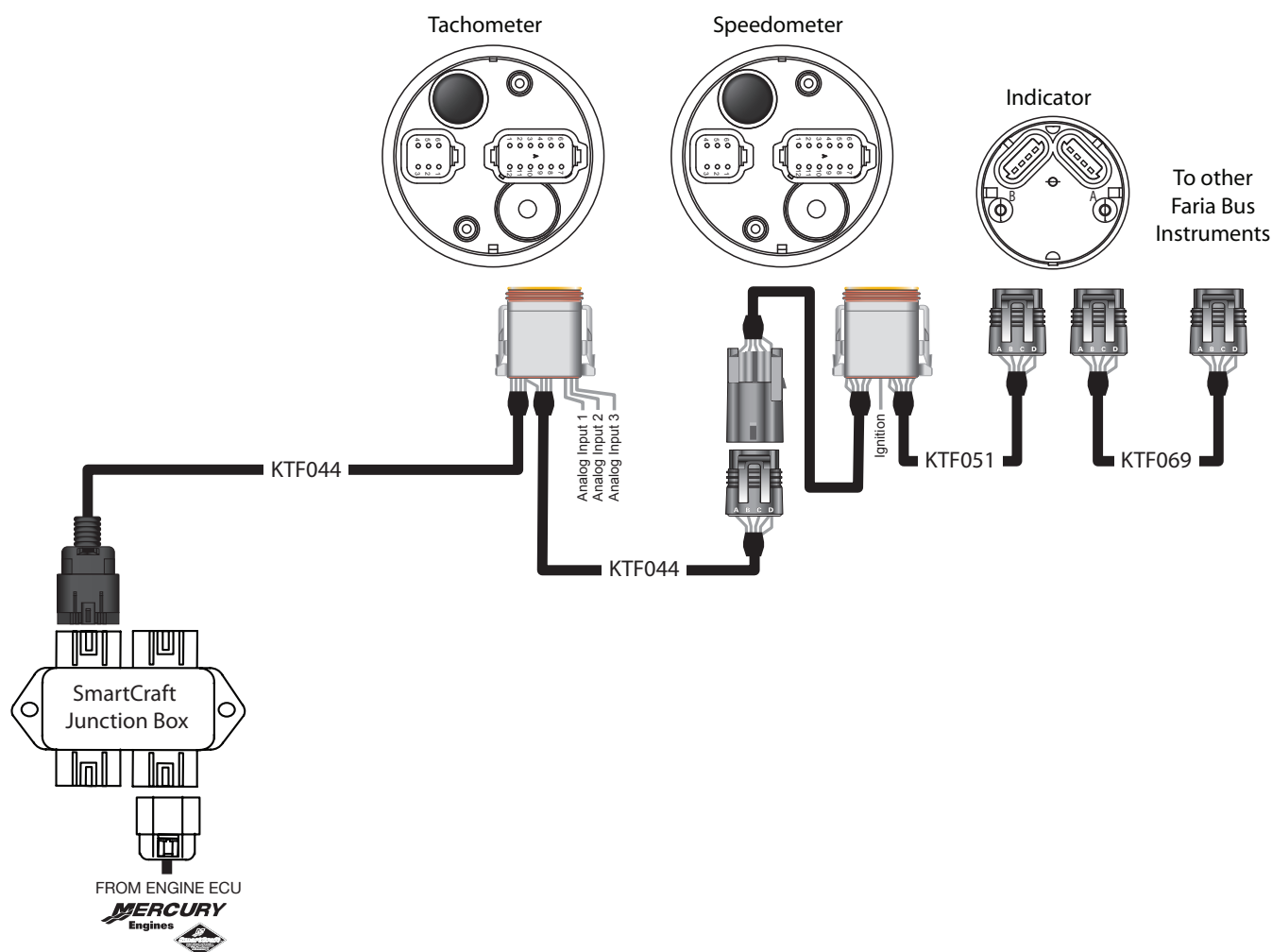
91006 Pitot Tube (20 Foot Tubing)

Harnesses

KTF138 Harness - Mini Back Bone [2]



SmartCraft



Box sets (Harness Included)

- KTF043 2 Gauge Set
(41002, 41003, KTF044, KTF051)
- KTF042 4 Gauge Set
(41002, 41003, 21003, 21002, KTF044, KTF051, KTF069[2])

Tachometer

- 41008 5" MG3000 - 7K RPM
- 41002 4" MG3000 - 7K RPM

Speedometer

- 41006 5" MG3000 - 70 MPH with Depth (No Pitot)
- 41005 4" MG3000 - 70 MPH/115 KPH with Depth & Pitot
- 41003 4" MG1000 - 60 MPH/115 KPH (No Pitot)

Indicators

- 21001 2" Fuel Level
- 21002 2" Trim Gauge
- 21003 2" Water Pressure (60 PSI)
- 21004 2" Voltmeter
- 21005 2" Water Temperature (100-250°F)
- 21006 2" Oil Pressure (100 PSI)
- 21007 2" Tank Level (Water)
- 21008 2" Rudder Angle Indicator

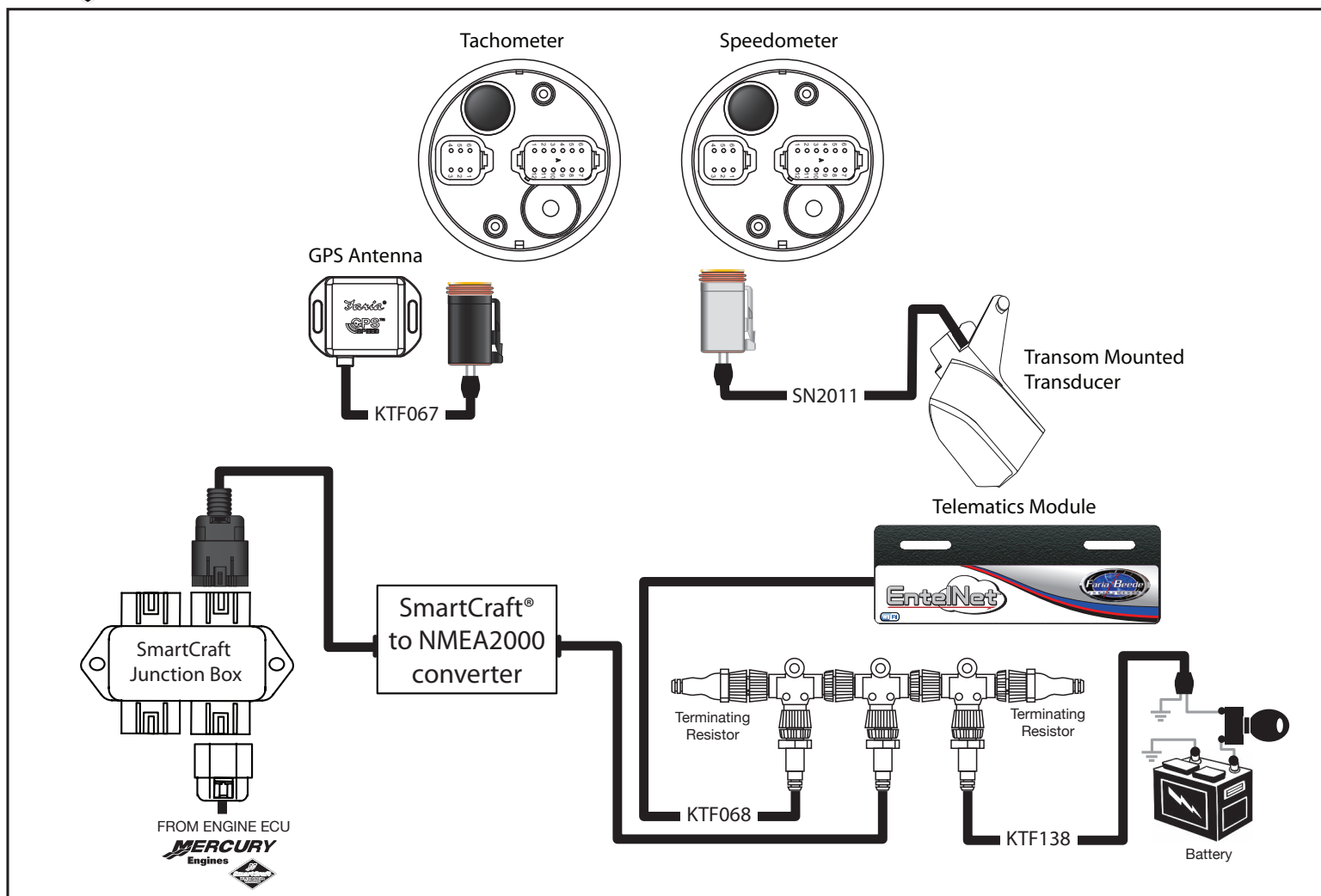
Other

- KTF044 Harness - Tach [1]
- KTF051 Harness - Speedo [1]
- KTF069 Harness - Discrete Gauge Connector [1]





SmartCraft - Options



Options

Telematics (Not Available Outside of North America)


KTF068 EntelNet™ module

GPS

KTF067 GPS NMEA0183 Antenna

Harnesses

KTF138 Harness - Mini Back Bone [2]



Made in the USA

Manufactured by the Faria Beede Instruments, Inc. , Uncasville CT, Penacook, NH, USA • Copyright and all other rights reserved.
Our products are continually being improved. Specifications may change without notice.

Faria Beede Instruments, Inc.

P. O. Box 983
Uncasville, CT 06382
860.848.9271
Fax: 860.848.2704

88 Village Street
Penacook, NH 03303
603.753.6362
Toll-free: 800.451.8255
Fax: 603.753.6201

fm-002-0045 B 07/2015